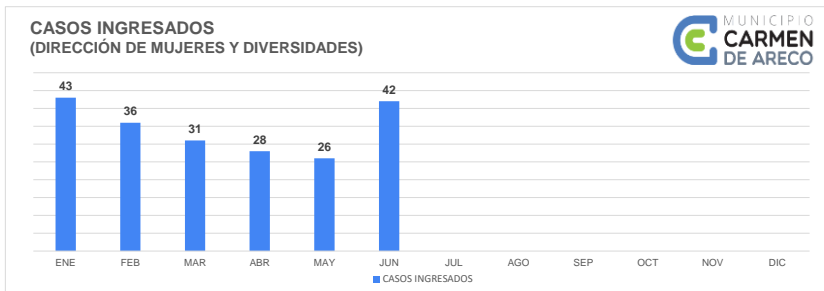
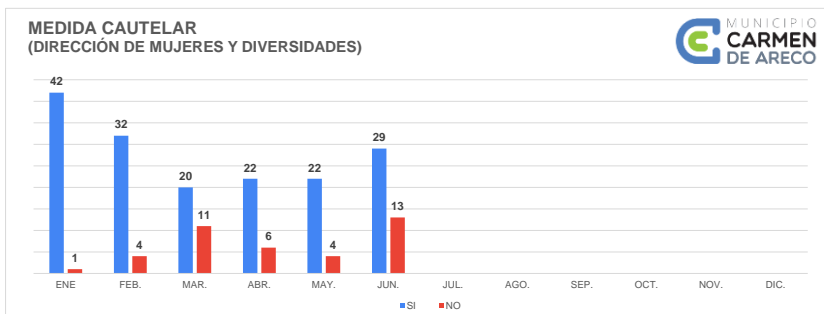


# ESTADÍSTICAS MUJERES Y DIVERSIDADES

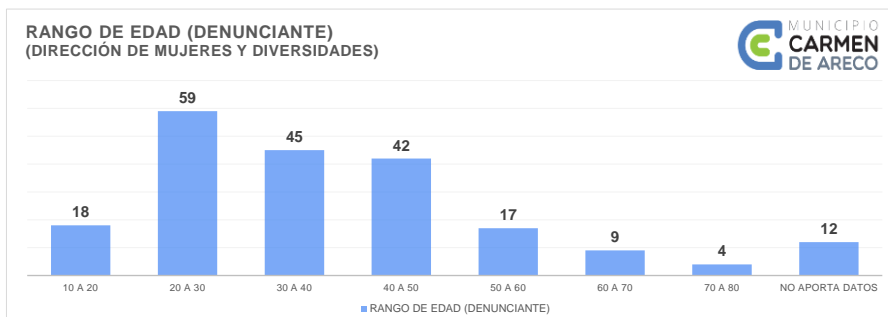
DIRECCIÓN DE MUJERES Y DIVERSIDADES (2022)													
CASOS INGRESADOS	43	36	31	28	26	42							206



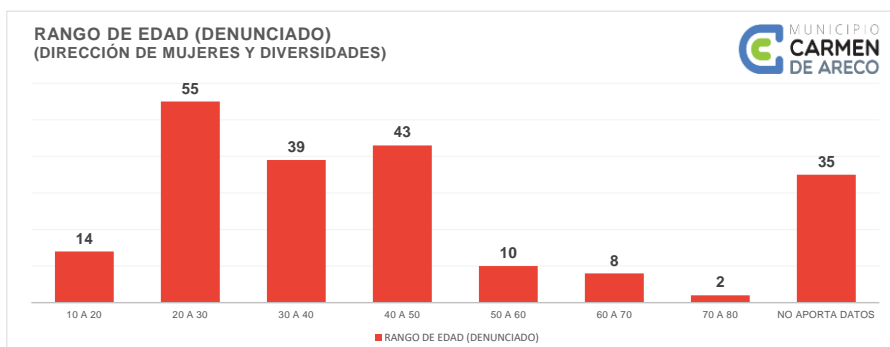
MEDIDA CAUTELAR	ENE	FEB.	MAR.	ABR.	MAY.	JUN.	JUL.	AGO.	SEP.	OCT.	NOV.	DIC.	TOTAL
SI	42	32	20	22	22	29							167
NO	1	4	11	6	4	13							39
<b>TOTAL</b>	<b>43</b>	<b>36</b>	<b>31</b>	<b>28</b>	<b>26</b>	<b>42</b>	<b>0</b>	<b>0</b>	<b>0</b>	<b>0</b>	<b>0</b>	<b>0</b>	<b>206</b>



RANGO DE EDAD (DENUNCIANTE)	ENE	FEB.	MAR.	ABR.	MAY.	JUN.	JUL.	AGO.	SEP.	OCT.	NOV.	DIC.	TOTAL
10 A 20	4	3	3	3	4	1							18
20 A 30	14	11	5	9	6	14							59
30 A 40	7	8	7	8	5	10							45
40 A 50	7	7	9	5	6	8							42
50 A 60	3	2	1	1	3	7							17
60 A 70	4	0	2	1	2	0							9
70 A 80	3	1	0	0	0	0							4
NO APORTA DATOS	1	4	4	1	0	2							12
<b>TOTAL</b>	<b>43</b>	<b>36</b>	<b>31</b>	<b>28</b>	<b>26</b>	<b>42</b>	<b>0</b>	<b>0</b>	<b>0</b>	<b>0</b>	<b>0</b>	<b>0</b>	<b>206</b>

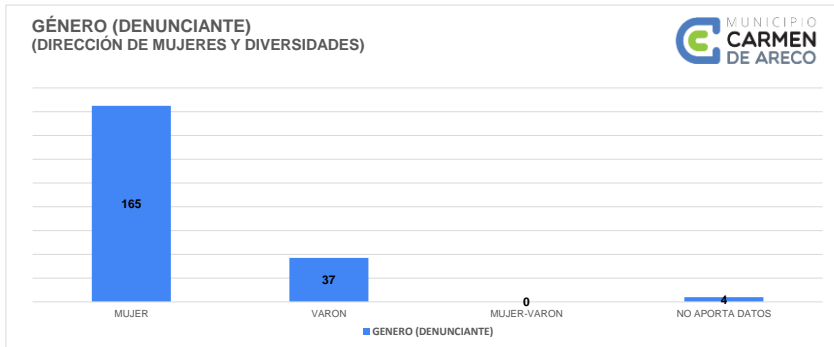


RANGO DE EDAD (DENUNCIADO)	ENE	FEB.	MAR.	ABR.	MAY.	JUN.	JUL.	AGO.	SEP.	OCT.	NOV.	DIC.	TOTAL
10 A 20	1	5	2	3	2	1							14
20 A 30	14	9	7	7	7	11							55
30 A 40	11	6	6	7	5	4							39
40 A 50	11	6	9	3	5	9							43
50 A 60	1	3	0	0	2	4							10
60 A 70	2	1	0	3	2	0							8
70 A 80	0	0	1	1	0	0							2
NO APORTA DATOS	3	6	6	4	3	13							35
<b>TOTAL</b>	<b>43</b>	<b>36</b>	<b>31</b>	<b>28</b>	<b>26</b>	<b>42</b>	<b>0</b>	<b>0</b>	<b>0</b>	<b>0</b>	<b>0</b>	<b>0</b>	<b>206</b>

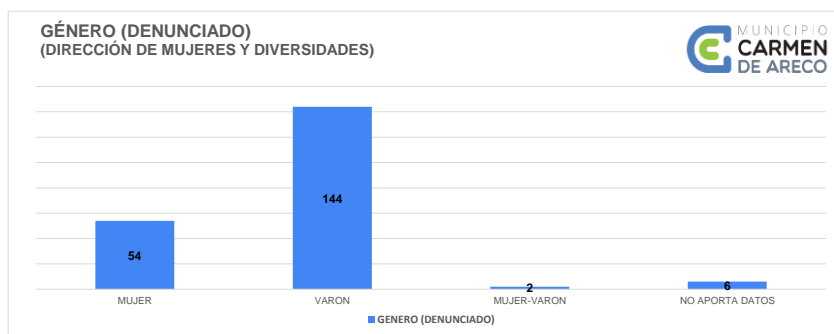


# ESTADÍSTICAS MUJERES Y DIVERSIDADES

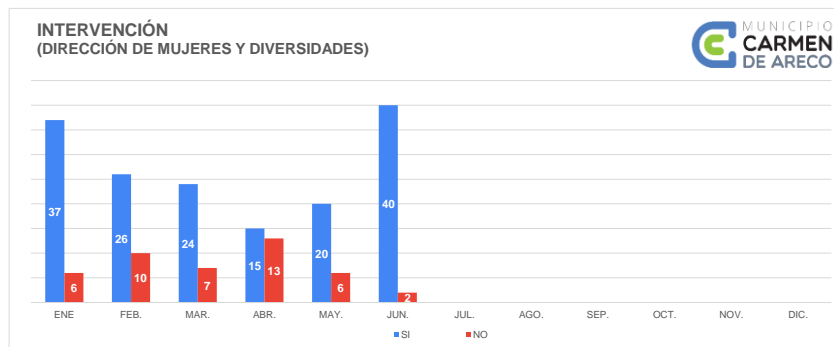
GÉNERO (DENUNCIANTE)	ENE.	FEB.	MAR.	ABR.	MAY.	JUN.	JUL.	AGO.	SEP.	OCT.	NOV.	DIC.	TOTAL
MUJER	34	24	25	25	23	34							165
VARON	9	9	5	3	3	8							37
MUJER-VARON	0	0	0	0	0	0							0
NO APORTA DATOS	0	3	1	0	0	0							4
<b>TOTAL</b>	<b>43</b>	<b>36</b>	<b>31</b>	<b>28</b>	<b>26</b>	<b>42</b>	<b>0</b>	<b>0</b>	<b>0</b>	<b>0</b>	<b>0</b>	<b>0</b>	<b>206</b>



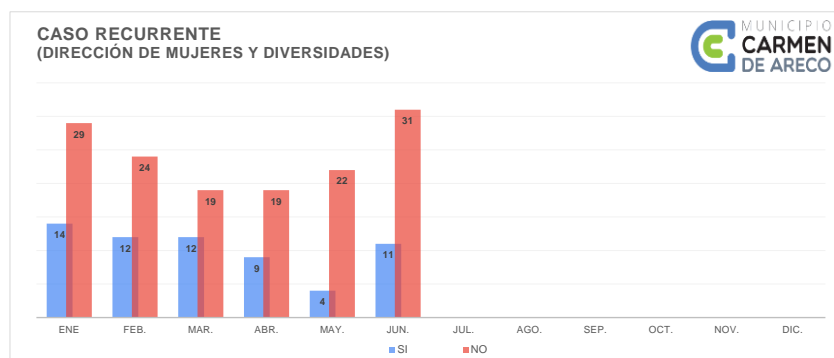
GÉNERO (DENUNCIADO)	ENE.	FEB.	MAR.	ABR.	MAY.	JUN.	JUL.	AGO.	SEP.	OCT.	NOV.	DIC.	TOTAL
MUJER	11	16	8	6	3	10							54
VARON	31	17	22	20	23	31							144
MUJER-VARON	1	0	0	1	0	0							2
NO APORTA DATOS	0	3	1	1	0	1							6
<b>TOTAL</b>	<b>43</b>	<b>36</b>	<b>31</b>	<b>28</b>	<b>26</b>	<b>42</b>	<b>0</b>	<b>0</b>	<b>0</b>	<b>0</b>	<b>0</b>	<b>0</b>	<b>206</b>



INTERVENCIÓN	ENE.	FEB.	MAR.	ABR.	MAY.	JUN.	JUL.	AGO.	SEP.	OCT.	NOV.	DIC.	TOTAL
SI	37	26	24	15	20	40							162
NO	6	10	7	13	6	2							44
<b>TOTAL</b>	<b>43</b>	<b>36</b>	<b>31</b>	<b>28</b>	<b>26</b>	<b>42</b>	<b>0</b>	<b>0</b>	<b>0</b>	<b>0</b>	<b>0</b>	<b>0</b>	<b>206</b>

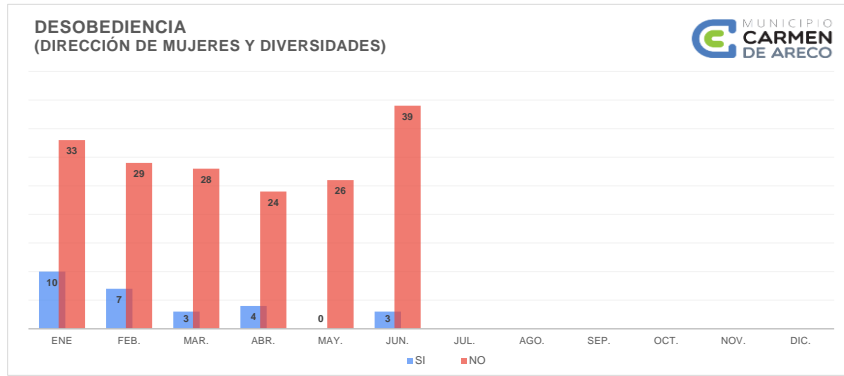


CASO RECURRENTE	ENE.	FEB.	MAR.	ABR.	MAY.	JUN.	JUL.	AGO.	SEP.	OCT.	NOV.	DIC.	TOTAL
SI	14	12	12	9	4	11							62
NO	29	24	19	19	22	31							144
<b>TOTAL</b>	<b>43</b>	<b>36</b>	<b>31</b>	<b>28</b>	<b>26</b>	<b>42</b>	<b>0</b>	<b>0</b>	<b>0</b>	<b>0</b>	<b>0</b>	<b>0</b>	<b>206</b>

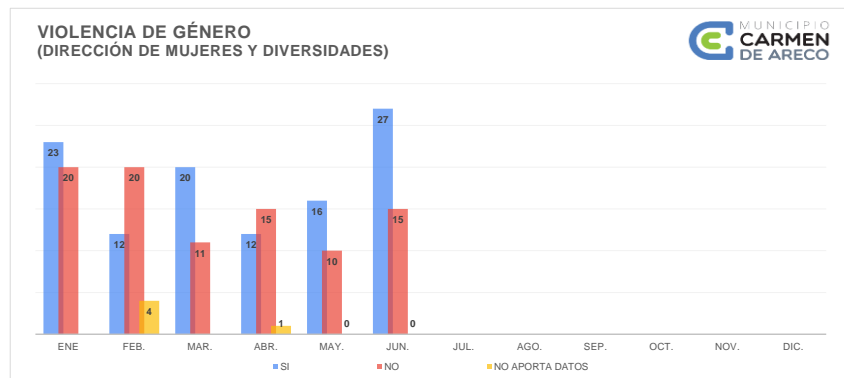


# ESTADÍSTICAS MUJERES Y DIVERSIDADES

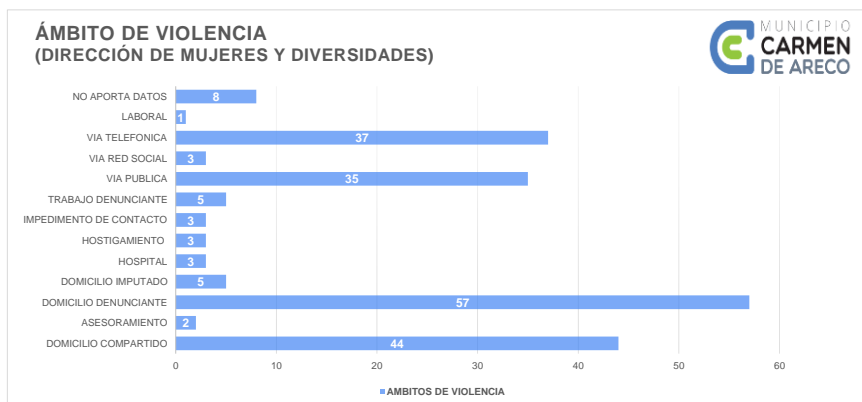
	DESOBEDIENCIA	ENE.	FEB.	MAR.	ABR.	MAY.	JUN.	JUL.	AGO.	SEP.	OCT.	NOV.	DIC.	TOTAL
	SI	10	7	3	4	0	3							27
	NO	33	29	28	24	26	39							179
<b>TOTAL</b>		<b>43</b>	<b>36</b>	<b>31</b>	<b>28</b>	<b>26</b>	<b>42</b>	<b>0</b>	<b>0</b>	<b>0</b>	<b>0</b>	<b>0</b>	<b>0</b>	<b>206</b>



	VIOLENCIA DE GÉNERO	ENE.	FEB.	MAR.	ABR.	MAY.	JUN.	JUL.	AGO.	SEP.	OCT.	NOV.	DIC.	TOTAL
	SI	23	12	20	12	16	27							110
	NO	20	20	11	15	10	15							91
	NO APORTA DATOS	0	4	0	1	0	0							5
<b>TOTAL</b>		<b>43</b>	<b>36</b>	<b>31</b>	<b>28</b>	<b>26</b>	<b>42</b>	<b>0</b>	<b>0</b>	<b>0</b>	<b>0</b>	<b>0</b>	<b>0</b>	<b>206</b>



	ÁMBITO DE VIOLENCIA	ENE.	FEB.	MAR.	ABR.	MAY.	JUN.	JUL.	AGO.	SEP.	OCT.	NOV.	DIC.	TOTAL
	DOMICILIO COMPARTIDO	6	3	10	6	5	14							44
	ASESORAMIENTO	0	2	0	0	0	0							2
	DOMICILIO DENUNCIANTE	7	10	10	10	12	8							57
	DOMICILIO IMPUTADO	5	0	0	0	0	0							5
	HOSPITAL	1	0	0	0	1	1							3
	HOSTIGAMIENTO	0	3	0	0	0	0							3
	IMPEDIMENTO DE CONTACTO	0	2	0	0	0	1							3
	TRABAJO DENUNCIANTE	1	0	0	0	0	4							5
	VIA PUBLICA	11	4	4	6	1	9							35
	VIA RED SOCIAL	0	1	1	0	0	1							3
	VIA TELEFONICA	12	7	4	4	7	3							37
	LABORAL	0	0	1	0	0	0							1
	NO APORTA DATOS	0	4	1	2	0	1							8
<b>TOTAL</b>		<b>43</b>	<b>36</b>	<b>31</b>	<b>28</b>	<b>26</b>	<b>42</b>	<b>0</b>	<b>0</b>	<b>0</b>	<b>0</b>	<b>0</b>	<b>0</b>	<b>206</b>



# ESTADISTICAS MUJERES Y DIVERSIDADES

TIPOS DE VIOLENCIA (CONFIRMADO)	ENE.	FEB.	MAR.	ABR.	MAY.	JUN.	JUL.	AGO.	SEP.	OCT.	NOV.	DIC.	ACUMULADO
FISICA	16	4	11	8	9	14							62
PSICOLOGICA	40	31	28	24	24	38							185
ECONOMICA	4	4	1	6	6	9							30
SIMBOLICA	43	32	30	26	25	38							194
POLITICA	0	0	1	0	0	0							1
SEXUAL	2	0	4	3	2	6							17
<b>TOTAL</b>	<b>105</b>	<b>71</b>	<b>75</b>	<b>67</b>	<b>66</b>	<b>105</b>	<b>0</b>	<b>0</b>	<b>0</b>	<b>0</b>	<b>0</b>	<b>0</b>	<b>489</b>

